



### District Report Card: 2017


<b>State:</b> Haryana	<b>District:</b> Sonapat
<b>Class:</b> 3	<b>Subject:</b> Language
<b>Schools:</b> 48	<b>Students:</b> 930


### Participation/Coverage


#### Students

<b>GENDER</b> 	Boys		Girls	
	Number	%	Number	%
	430	46.24	500	53.76

<b>AREA</b> 	Rural		Urban	
	Number	%	Number	%
	704	75.70	226	24.30

<b>CATEGORY</b> 	SC		ST		OBC		GEN	
	Number	%	Number	%	Number	%	Number	%
	410	44.09	3	0.32	322	34.62	195	20.97

<b>CWSN</b> 	LD	VI	HI	S&LD	ID	Oth
	4	13	3	0	11	16

<b>Management</b> 	Government		Government-aided	
	Number	%	Number	%
	914	98.28	16	1.72

### Average Performance of Students in Language (%)

Overall	Gender		Area		Management		Social Group			
	Male	Female	Rural	Urban	Govt.	Aided	SC	ST	OBC	GEN
57.44	55.35	59.24	58.13	55.28	57.56	50.42	53.79	24.44	61.90	58.26

## Performance on Learning Outcomes (LOs)

Learning Outcomes	Description	Average Performance(%)
L304	Reads small texts with comprehension i.e., identifies main ideas, details, sequence and draws conclusions	58.27
L312	Reads printed scripts on the classroom walls: poems, posters, charts etc.	55.78

Range of Performance of Students who Answered Correctly							
Below 30%		30% - 50%		50% - 75%		Above 75%	
Number	%	Number	%	Number	%	Number	%
167	17.96	170	18.28	299	32.15	294	31.61

## Lowest Performing Learning Outcomes (LOs)

1 - Reads printed scripts on the classroom walls: poems, posters, charts etc. (55.78)

2 - Reads small texts with comprehension i.e., identifies main ideas, details, sequence and draws conclusions (58.27)